

**QIIB**



**الحدو لى  
الإسلا مى**



# Investors' Presentation

- YE 2020 -



- 1. QIIB Overview & Strategy**
- 2. Financial Performance**
- 3. Equity & Funding Overview**
- 4. Rating Overview**



## Section 1

### QIIB Overview & Strategy



## Introduction

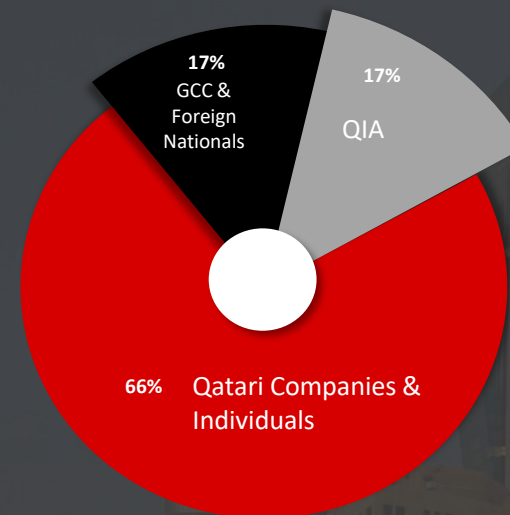
- ◆ (QIIB) Established in 1990 by an Amiri Decree, Qatar International Islamic Bank began operations on 1 January 1991.
- ◆ As at 31 December 2020 QIIB is the third largest Listed Islamic bank in Qatar by total assets and accounts for approximately 17.2% of Listed Qatar's Islamic banks' assets.
- ◆ As at 31 December 2020 , QIIB has the third largest market capitalization on the Qatar Exchange of all Listed Islamic banks in Qatar with a market capitalization of US\$ 3.76 Bn (at QAR 9.05 per share).
- ◆ The second largest Islamic banking network in Qatar with a network of 15 branches and 83 ATMs.
- ◆ Continued organic growth in assets, deposits and net operating income over recent years.

## Financial Snapshot

US \$ mn	Dec - 16	Dec - 17	Dec - 18	Dec - 19	Dec -20
Total Assets	11,685	12,802	13,802	15,607	16,837
Total Financing (1)	7,479	8,925	7,687	10,164	11,126
Non – Performing Financing Ratio	1.7%	1.3%	2.0%	1.9%	1.6%
Customer Deposits	7,316	8,919	8,549	8,576	9,983
Net Profit	215.5	228.5	242.2	254.6	257.5
Capital Adequacy (B III)	19.5%	17.9%	16.4%	18.5%	16.6%
Market Capitalization	US\$ 3.76 Bn (as at 31 <sup>st</sup> December 2020)				

Ratings Fitch A: (Stable) Moody's A2: (Stable)

## Shareholder Structure



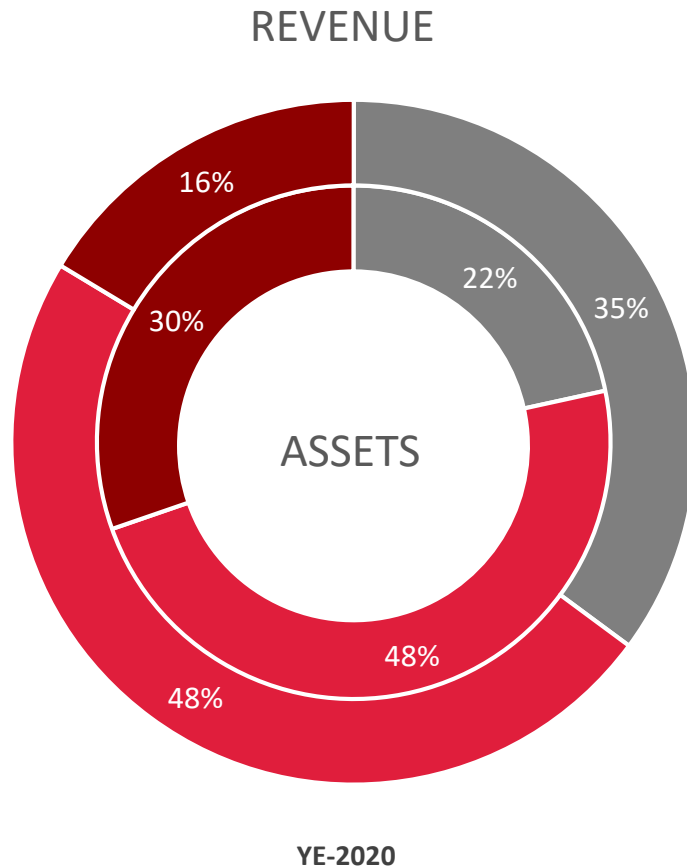
- The Qatar Investment Authority (QIA) is the largest shareholder (17%) of QIIB through its subsidiary, Qatar Holdings Company.
- Qatari Companies & Individuals own 66% of the bank's shares

## QIIB Business Segments





## Business Segments Overview



### Treasury & Investments

- Equity participation, private equity, investment funds
- Sukuk investment book
- International finance and syndications
- Islamic Treasury products and services



### Personal Banking Financing

- Large personal banking franchise with 15 branches and 83 ATMs across Qatar
- Strong brand
- Client segmentation to provide client-focused services
- Maintain growth in distribution network
- Focus on sales and service quality



### Corporate Financing

- Major sectors served include Government, oil & gas, commercial and contracting
- Key partner of the public sector and continue to attract and maintain strong deposit base
- Key products include: Murabahah, Ijarah, Mudarabah, Istisna, foreign trade finance and commercial finance
- Developing Small-to-Medium Enterprise (SME) sector in partnership with Government



## Section 2

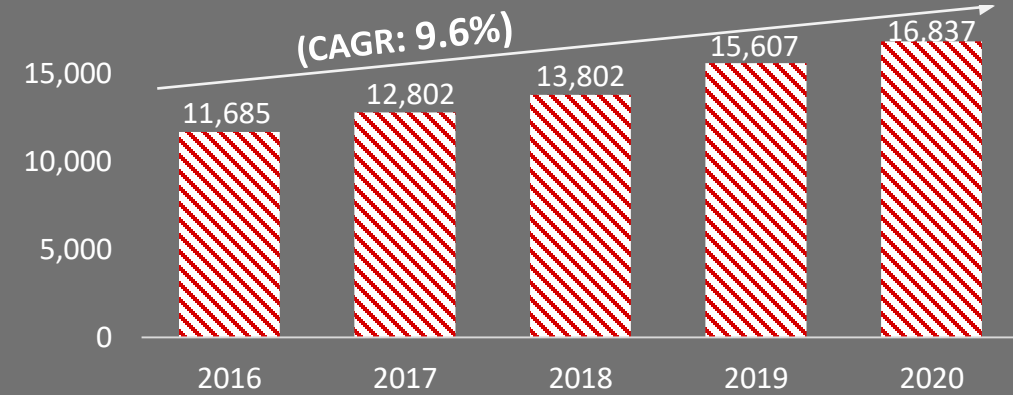
### Financial Performance



## Highlights

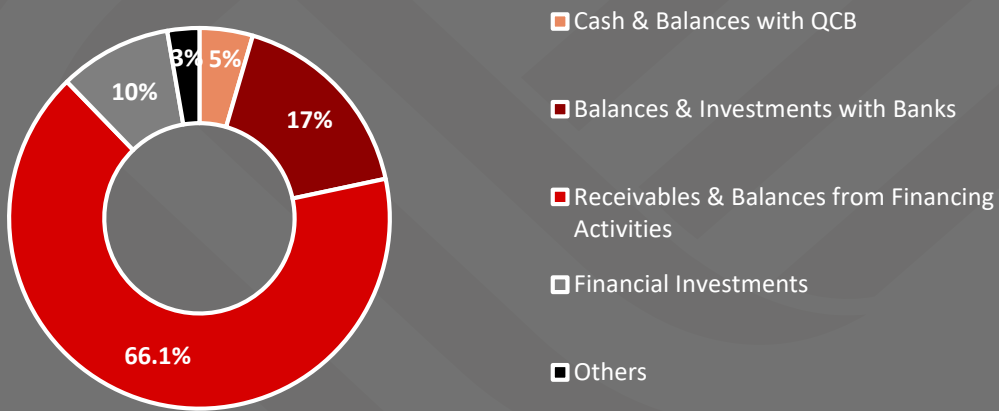
- ◆ QIIB's balance sheet sustained growth CAGR of 9.6% between FY 2016 – 2020, notwithstanding slower economic environment.
- ◆ The growth has been driven by a strong increase in QIIB's Islamic Financing Facilities (IFFs) and Advances, and Financial investments.
- ◆ QIIB has a reasonably diversified financing book totaling US\$ 11.1 Bn as of 31 December 2020, representing 66.1% of the bank's total assets.

## QIIB'S strong asset growth (US\$ mn)



## Asset composition by type

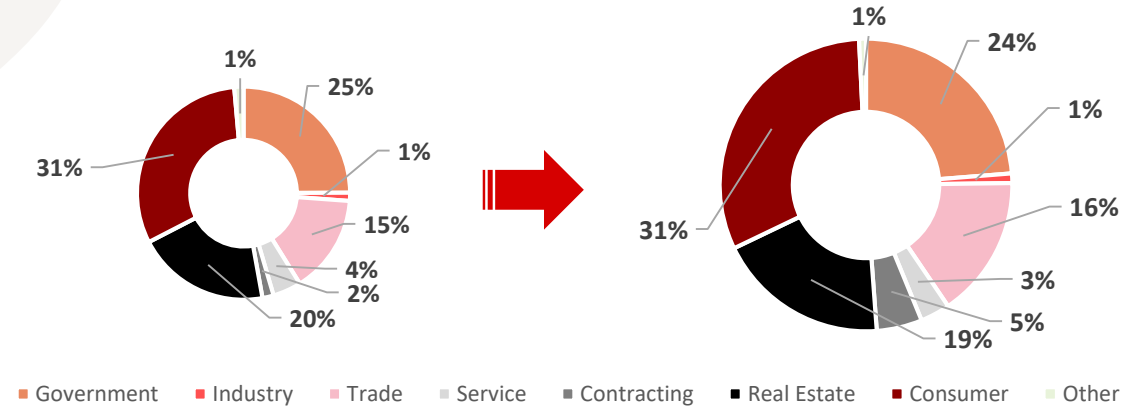
As at 30 December 2020



## QIIB financing book split

As at 31 December 2019

As at 31 December 2020





## Asset quality highlights

- ◆ Non-performing financing ratio decreased to 1.56% as at 31 December 2020, compared to December 2019.
- ◆ Bank's non-performing ratio remains within the industry average.
- ◆ Strong asset quality reflects QIIB's prudent risk appetite, and therefore, prudent risk oversight of assets before bringing them on to its financing book.
- ◆ In addition, QIIB's strong asset quality is further reinforced by the availability of collateral that the bank receives on its financings.



## Asset quality ratios

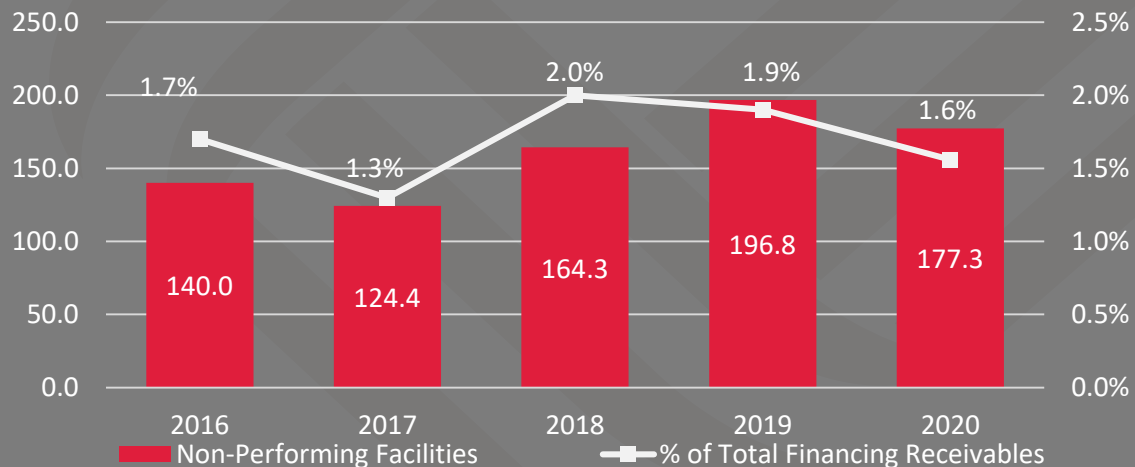
	2016	2017	2018	2019	2020
<i>Non-performing financing ratio<sup>(1)</sup></i>	1.7%	1.3%	2.0%	1.9%	1.6%
<i>Non-performing coverage ratio<sup>(2)</sup></i>	77.5%	63.1%	96.6%	99.0%	128.4%

(1) Non performing facilities as at period end divided by gross financing and receivables as at period end

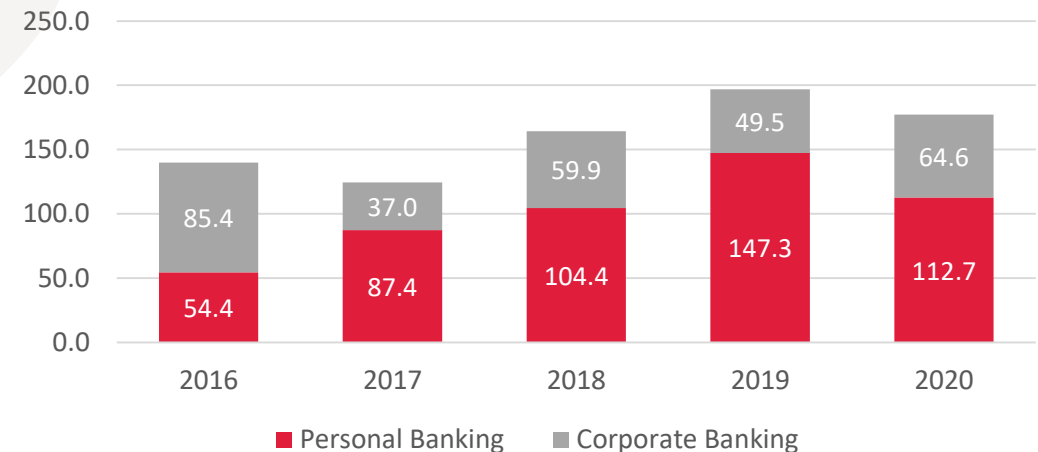
(2) Specific provision & suspended interest, as at period end divided by non performing facilities as at period end



## Non-performing receivables (US\$ mn)



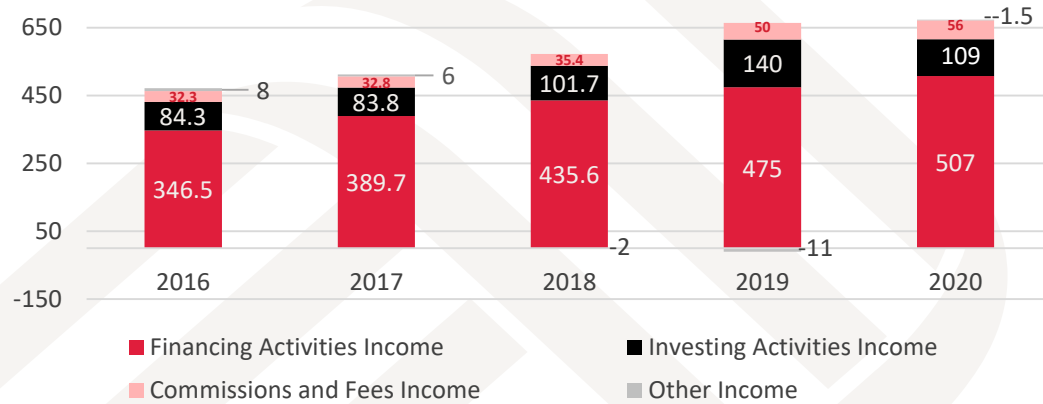
## Breakdown of IFFs, NPL by segment (US\$ mn)



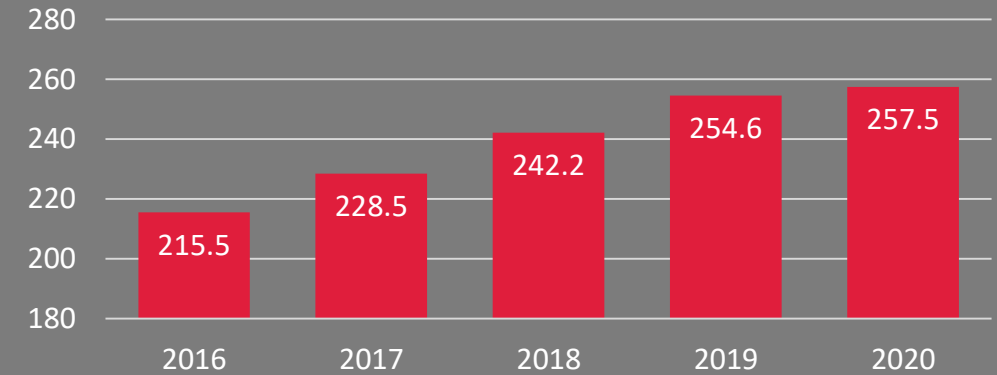
# Continued Profitability & Operating Efficiency



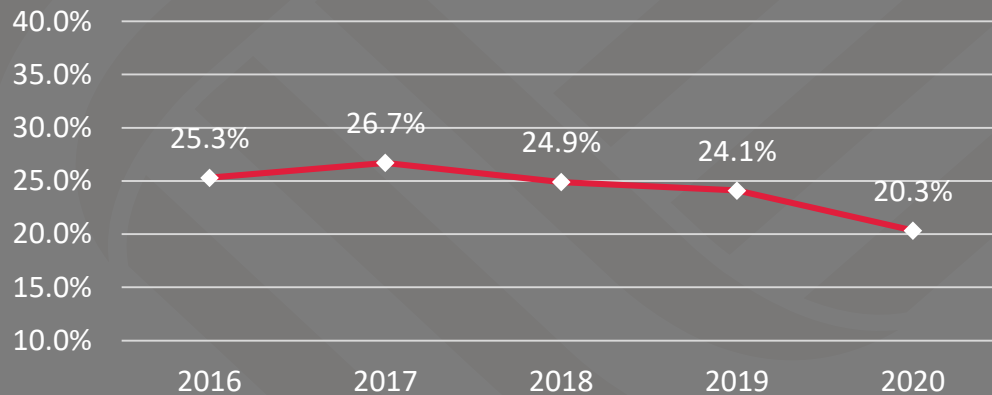
## Operating income breakdown (US\$ mn)



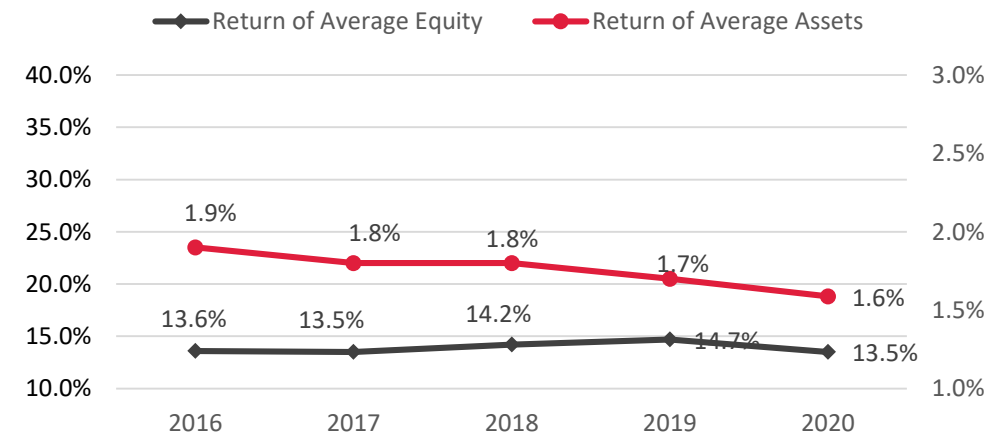
## Sustained profitability (US\$ mn)



## Sustained efficiency ratio (Cost to Income Ratio %)



## Return on average equity and assets (%)



# Balance Sheet Highlights



QAR '000	2016	2017	2018	2019	2020
<i>Total Assets</i>	42,550,960	46,618,980	50,259,955	56,831,439	<b>61,313,668</b>
<i>Financing Portfolio</i>	27,233,326	32,500,027	27,991,116	37,010,528	<b>40,513,906</b>
<i>Investing Portfolio</i>	11,146,077	9,453,810	17,767,789	15,806,455	<b>16,360,244</b>
<i>Other Investments</i>	767,134	791,505	1,269,784	1,190,489	<b>1,069,257</b>
<i>Customer Deposits</i>	26,539,096	32,478,648	31,129,927	31,228,545	<b>36,352,329</b>
<i>Equity</i>	6,677,030	6,816,565	6,830,087	8,160,159	<b>8,323,636</b>
<i>Cash Dividends</i>	40.00%	40.00%	40.00%	42.50%	<b>32.50%</b>
<b>Year on Year Growth</b>					
<i>Total Assets</i>	5.0%	9.6%	7.8%	13.1%	<b>7.9%</b>
<i>Financing Portfolio</i>	9.0%	19.3%	-13.9%	32.2%	<b>9.5%</b>
<i>Investing Portfolio</i>	-4.4%	-15.2%	87.9%	-11.0%	<b>3.5%</b>
<i>Other Investments</i>	-2.1%	3.2%	60.4%	-6.2%	<b>-10.2%</b>
<i>Customer Deposits</i>	-0.2%	22.4%	-4.2%	0.3%	<b>16.4%</b>
<i>Equity</i>	20.8%	2.1%	0.2%	19.5%	<b>2.0%</b>



## Commentary

- ◆ Sustained asset growth CAGR of 9.6% from FY2016 to FY2020 respectively.
- ◆ Strong balance sheet backed by quality credits; adequate provisioning
- ◆ Sustained deposit growth through customer loyalty
- ◆ Government commitment to continue development for World Cup 2022 and Qatar National Vision 2030

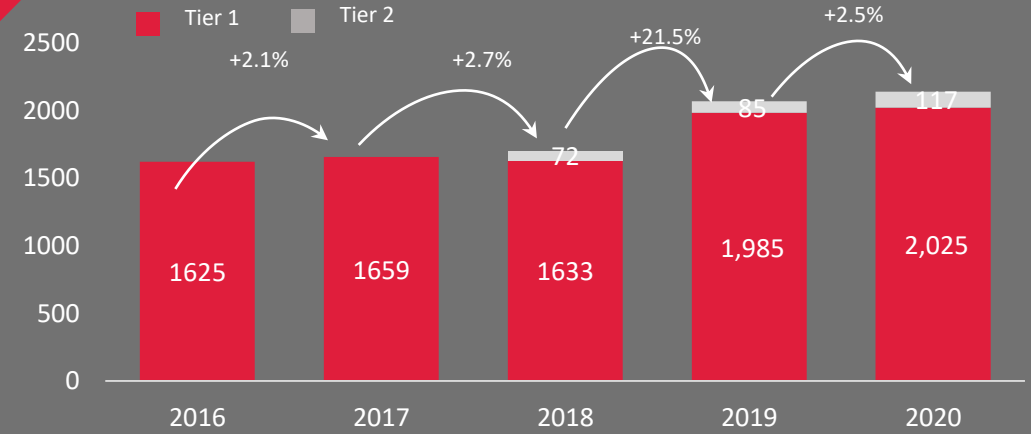
# Robust Capitalization



## Highlights

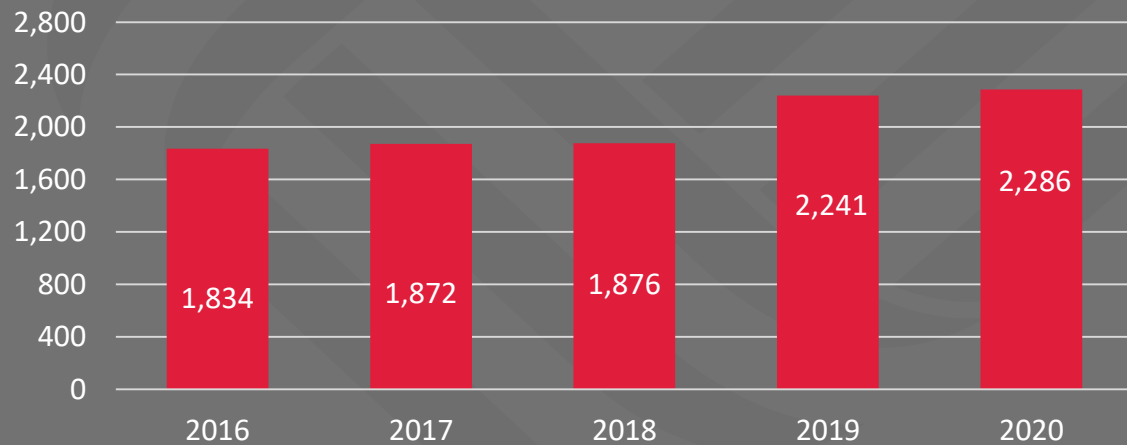
- Basel II, Pillar 2 (ICAAP) requirements were effective from 1 January 2014 with all ICAAP and BIII requirements subject to regular (external) audit. Guidelines were refined and updated in March 2016. To date, no audit qualification has been raised on QIIB's submissions.
- QCB's Basel III CAR is 10% plus a 2.5% capital buffer and minimum 1% ICAAP starting from year 2016, with additional DSIB capital between 0.5% to 3.5%. For QIIB, no additional capital is required under the DSIB model. As at 31 December 2020, total CAR stood at 16.6%, including the additional Tier 1 issuance (QAR 1 billion & USD 300 million) concluded in August 2016 & November 2019.

## Capital Structure (US\$ mn)

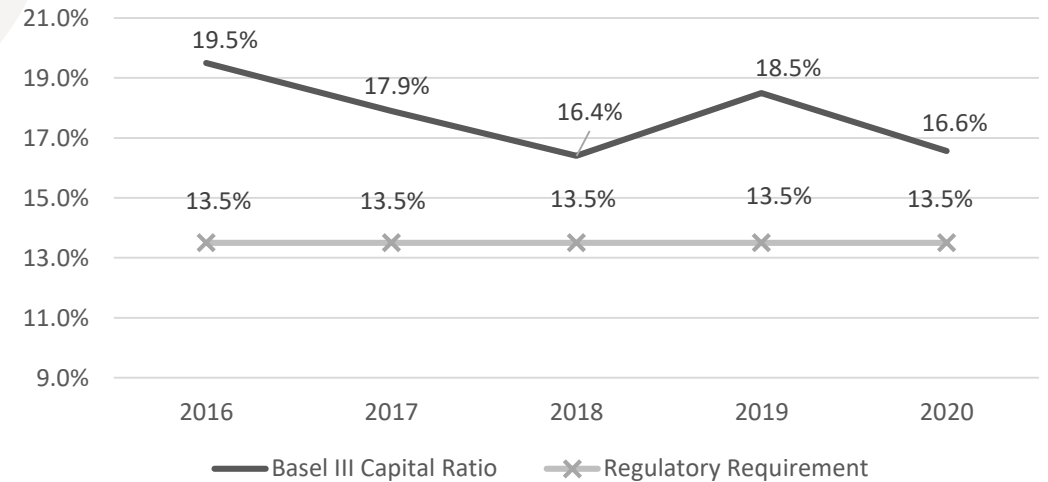


\*Percentage change is calculated on total equity.  
\*The box ratio is not proportional to the data.

## Equity (US\$ mn)



## Capital adequacy ratios (%)



# Summary of YE-2020 Performance



-  Sustained balance sheet growth
-  Stable asset quality
-  Stable deposit base
-  Improving total income
-  Healthy capitalization ratios
-  Strong liquidity levels

	31 December 2019	31 December 2020	% Change
<i>Total Assets (US\$ mn)</i>	15,607	16,837	↑ 7.9%
<i>Net Islamic Financing Facilities (US\$ mn)</i>	10,164	11,126	↑ 9.5%
<i>Non-Performing Islamic Financing Facilities (%)</i>	1.90%	1.56%	↓ -17.9%
<i>Liquid Assets (US\$ mn)</i>	4,964	5,255	↑ 5.9%
<i>Customers' Deposits (US\$ mn)<sup>1</sup></i>	8,576	9,983	↑ 16.4%

	31 December 2019	31 December 2020	% Change
<i>Total Income</i>	653.7	672.9	↑ 2.9%
<i>Net Profit</i>	254.6	257.5	↑ 1.2%

(1) Includes Customers' Current Accounts and Equity of Investment Account Holders



## Section 3

### Funding Overview

# Funding Overview

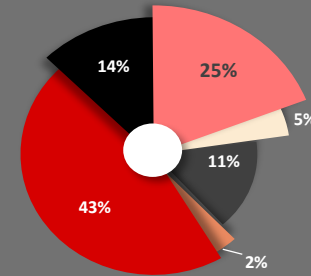


## Highlights

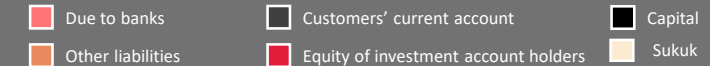
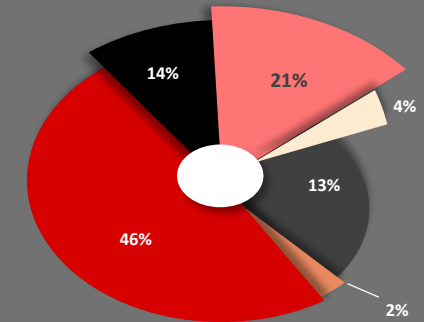
- ◆ QIIB's funding is predominantly driven by customer deposits and equity of investment account holders (EIAH) and is backed by the bank's own capital.
- ◆ QIIB has leveraged its expanding branch network and corporate relationships to steadily grow its deposits base – to be supported further with Corporate e-Banking services.
- ◆ QIIB is increasingly becoming a preferred banking partner for individuals as well as corporations and financial institutions looking for Sharia-compliant solutions.
- ◆ In the process of establishing an investor relations function to broaden investor base, develop investor relationships.

## QIIB's Funding Split

As at 31 December 2019

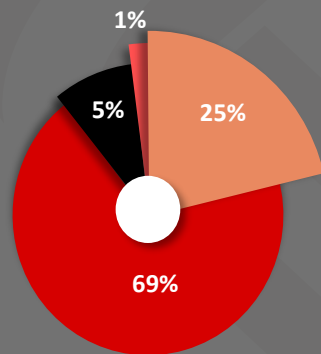


As at 31 December 2020

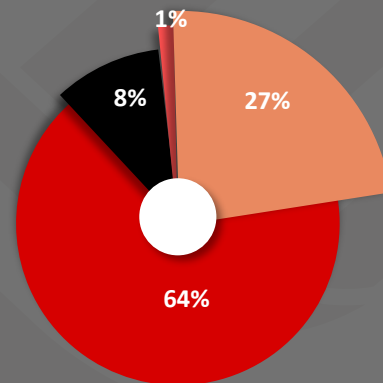


## EIAH breakdown by Sector

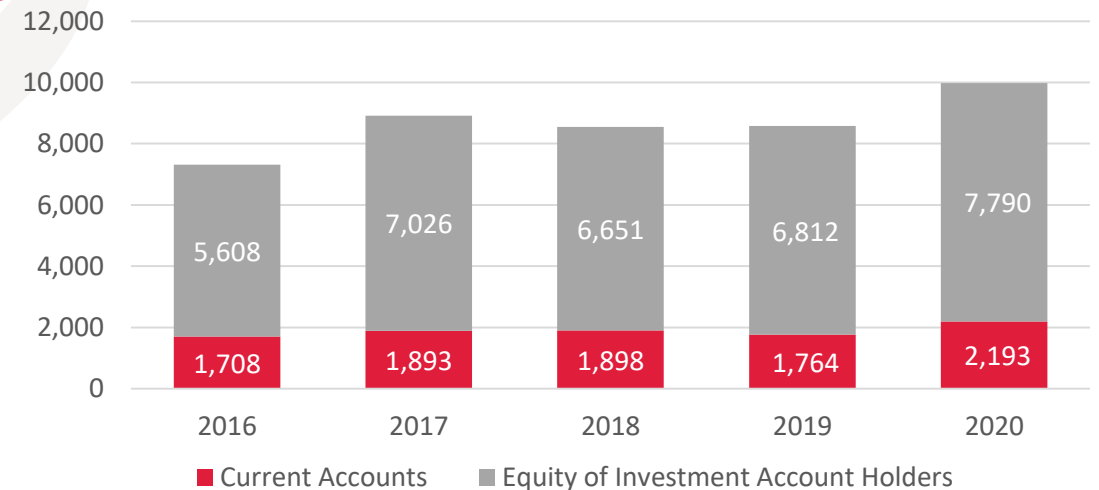
As at 31 December 2019



As at 31 December 2020



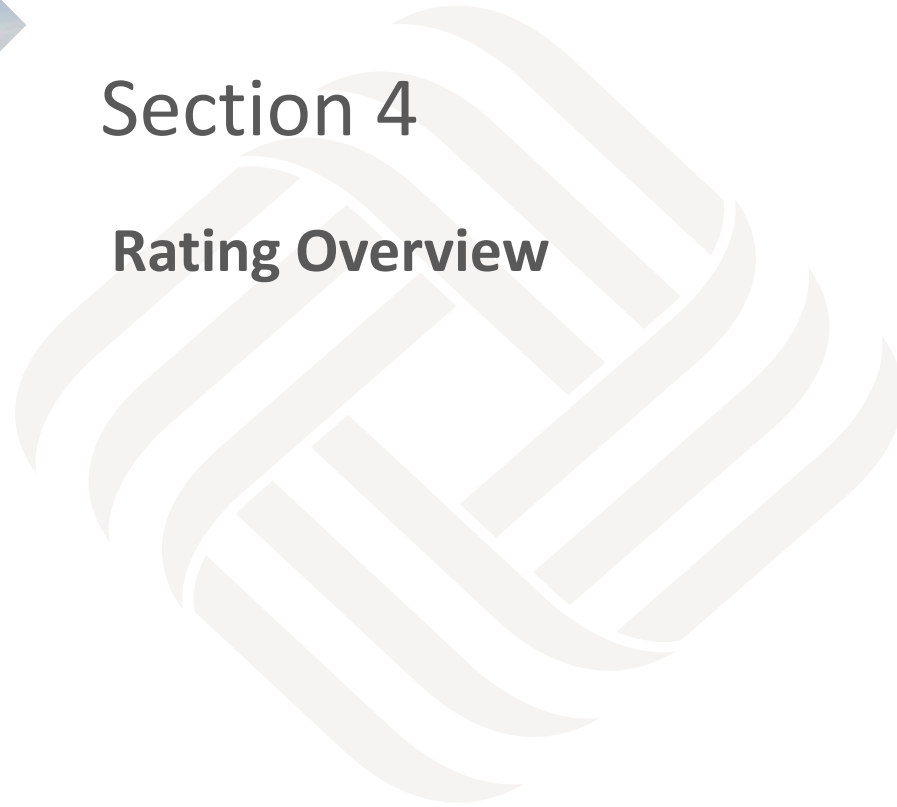
## Growth in total customer deposits (US\$ mn)





## Section 4

### Rating Overview





## Fitch Ratings

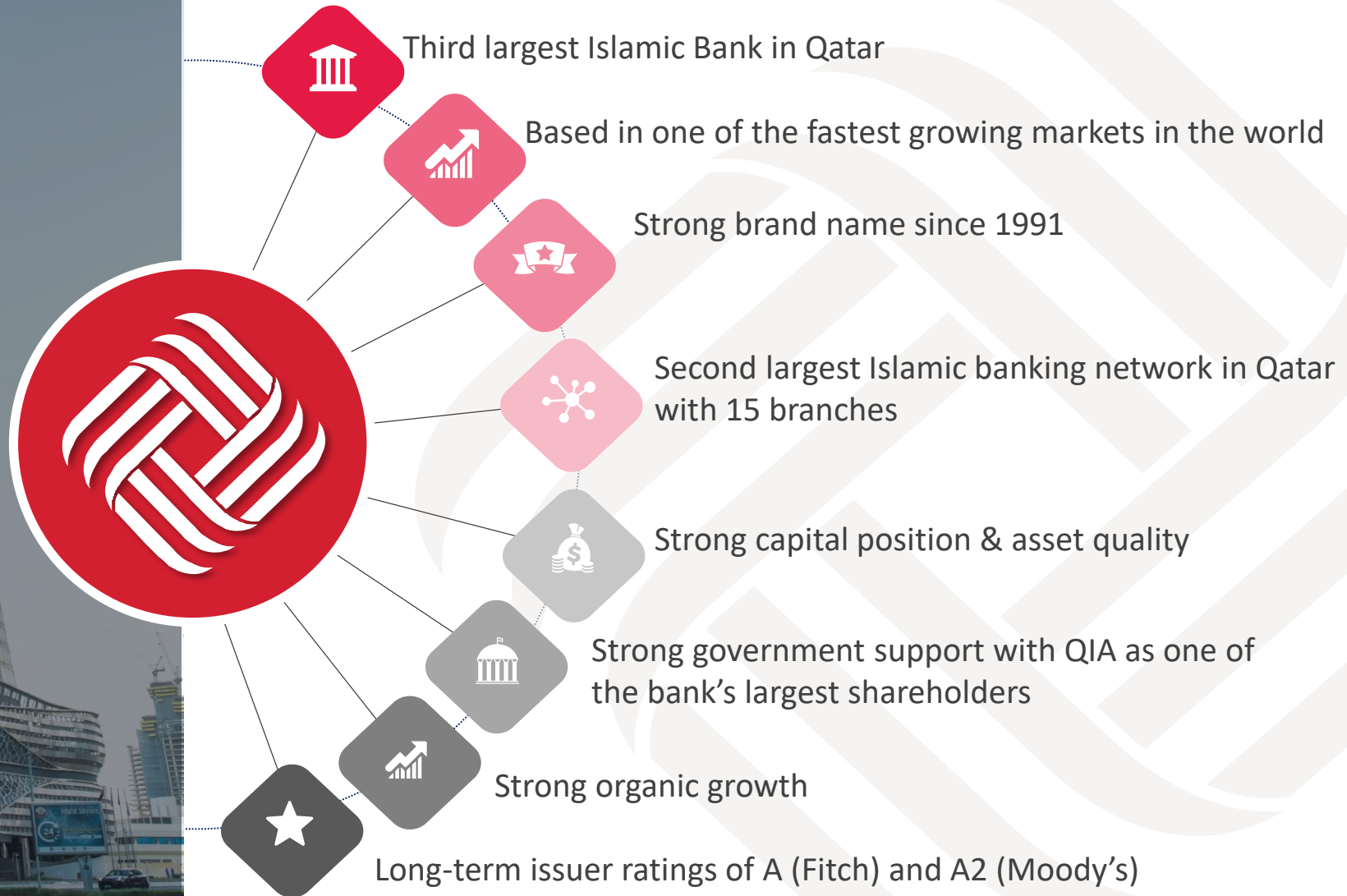
<i>Longer-term IDR</i>	<i>Short-term IDR</i>	<i>Viability Rating</i>	<i>Outlook</i>	<i>Date</i>
A	F1	bb+	Stable	December 2020

## Moody's

<i>Issuer Rating</i>	<i>ST Issuer Rating</i>	<i>Baseline credit assessment</i>	<i>Outlook</i>	<i>Date</i>
A2	P-1	baa3	Stable	November 2020

## Capital Intelligence

<i>Long Term Rating</i>	<i>Short Term Rating</i>	<i>Standalone Rating (BSR)</i>	<i>Outlook</i>	<i>Date</i>
A	A1	bbb+	Stable	May 2020





## Head Office:

Qatar International Islamic Bank  
Doha, Qatar  
P.O. Box 664



## Web:

[www.qiib.com.qa](http://www.qiib.com.qa)



## Email:

[IR@qiib.com.qa](mailto:IR@qiib.com.qa)



## IR Mobile App



## IR Contact:

Mr. Hossam Khattab  
Chief Financial Officer  
Finance

[hossamkhattab@qiib.com.qa](mailto:hossamkhattab@qiib.com.qa)

(+974) 44840180

Dr. Mohammed Ghiyath Sheikhah  
Head of Treasury & Investment  
Treasury & Investment

[MohammedGhiyath@qiib.com.qa](mailto:MohammedGhiyath@qiib.com.qa)

(+974) 44840251



**Acceptance by recipients of a copy of this document will be deemed to constitute an acknowledgement and agreement that:**

This document has been prepared by QIIB and accepts no liability, express or implied, to any other parties or recipients. The reliance which can be placed upon this document is a matter of commercial judgment and each recipient must make, and will be deemed to have made, such investigations as it considers necessary to form its own opinions on the subject of this document.

This document has been based upon information which is believed to be reliable but has not been independently verified by QIIB, as such, QIIB accepts no liability or responsibility for the adequacy, accuracy, completeness or currency of, nor makes any representation or warranty, express or implied, with respect to the information contained in this document or on which this document is based or as to the reasonableness of any projections which this document contains.

QIIB accepts no responsibility or liability for advising any recipient of any changes or additions to the information contained in this document;

QIIB may, from time to time, trade in any securities, either as principal or as intermediary, underwrite an issue of securities, earn brokerage or commission or have a long or short term position in any securities or instruments which are the subject of this document.

The law in certain jurisdictions may restrict the distribution of this document and recipients warrant that they are required to inform themselves about, and to observe, any such restrictions, and QIIB accepts no liability to any person in relation to the distribution of this document in any jurisdiction; and this document does not constitute, and may not be used in connection with an offer or solicitation in any jurisdiction in which such an offer or solicitation is not authorized or to any person to whom it is unlawful to make such an offer or solicitation.

For the purposes of this disclaimer, QIIB refers to Qatar international Islamic bank, its subsidiaries and associated companies, together with their respective directors, officers, employees and agents, both collectively and individually.